

EE072

Humidity and Temperature Probe with Digital Interface

The EE072 probe meets the highest requirements of demanding process and climate control applications such as in agriculture, life stock, food, pharma, clean rooms, outdoor, artificial snow machines and transportation. Besides the measurement of relative humidity (RH) and temperature (T) the EE072 calculates all other humidity related parameters.

Measurement Performance

The high-end E+E humidity sensing element manufactured in state-of-the-art thin film technology stands for outstanding measurement accuracy.

Long-Term Stability

The E+E proprietary coating protects the sensing element against corrosive and electrically conductive pollution. The combination of robust sensing head and fully encapsulated electronics leads to outstanding performance even in harsh and condensing environment.

Versatile and Reliable

With its IP65 stainless steel or polycarbonate enclosure and the wide choice of filter caps, the EE072 tackles even challenging industrial applications.

Easy Installation

The M12x1 connector and the standard-compliant digital communication via Modbus RTU or CANopen facilitate the design-in of the sensor and minimize installation costs.

Configurable and Adjustable

The setup and adjustment of the EE072 can be easily performed with an optional adapter and the free EE-PCS Product Configuration Software.



Features

Measurement performance

- » High RH / T accuracy
- » Temperature compensation
- » Calculated variables
 - Dew point (Td)
 - Wet bulb temperature (Tw)
 - Frost point (Tf)
 - Ice bulb temperature (Ti)
 - Water vapour partial pressure (e)
 - Mixture ratio (r)
 - Absolute humidity (dv)
 - Specific enthalpy (h)
- » Configurable pressure compensation parameter

Inspection certificate according to DIN EN 10204-3.1

Mechanical construction

- » Stainless steel or polycarbonate enclosure
- » IP65
- » Encapsulated electronics

User configurable and adjustable


- » Free configuration software

Connection

- » RS485 with Modbus RTU
- » CANopen
- » M12x1 connector


E+E RH / T sensing element

- » Very robust
- » E+E proprietary coating
- » Sealed solder pads
- » Tested according to automotive standard AEC-Q200



Protective Sensor Coating

The E+E proprietary sensor coating is a hygroscopic layer applied to the sensing elements, their leads and soldering points. The coating substantially extends sensor life-time and ensures optimal measurement performance in corrosive environments (salts, off-shore applications). Additionally, it improves the long term stability of E+E sensors in dusty, dirty or oily applications by preventing stray impedance caused by deposits on the active sensor surface or on the electrical connections.



Technical Data

Measurands

Relative humidity

Accuracy¹⁾ (incl. hysteresis, non-linearity and repeatability)

-15...40 °C (5...104 °F)

± (1.3 + 0.3 % *mv) %RH for RH ≤90 %

± 2.3 %

for RH >90 %

-40...80 °C (-40...176 °F)

± (1.5 + 1.5 % *mv) %RH

mv = measured value

Response time

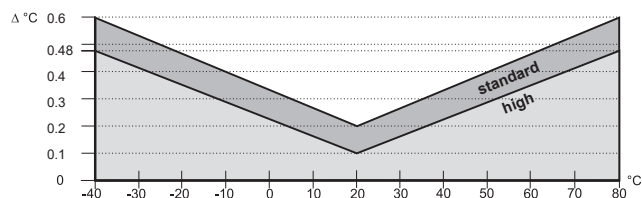
< 15 s with stainless steel grid filter at 20 °C (68 °F) / t₉₀

Resolution

0.01 %RH

Temperature

Accuracy¹⁾



Resolution

0.01 °C

General

Sensing element

E+E HCT01 with E+E proprietary coating

Measuring interval

1 s

Supply

10 - 28 V DC

Current consumption, typ.

3 mA (RS485, without termination resistor)

8 mA (CAN)

Enclosure

Polycarbonate RAL 7035 / Stainless steel 1.4404 / AISI 316

Protection class²⁾

IP65

Electromagnetic compatibility

EN 61326-1:2013 EN 61326-2-3:2013

Industrial Environment



Working range

-40...80 °C (-40...176 °F) / 0...100 % RH

Storage conditions

-40...80 °C (-40...176 °F) / 0...90 % RH, non-condensing

Configuration and adjustment

EE-PCS (Product Configuration Software, free download) and configuration adapter

Digital Communication

RS485

Protocol

Modbus RTU

Connector

M12x1, 4 poles

Default settings

Baud rate 9600³⁾, parity even, 1 stop bit, slave ID 234

CAN

Protocol / Profile

CANopen / device profile CiA 404

Connector

M12x1, 5 poles, pin assignment according to CiA 303-1

Default settings

Baud rate 125 kBit/s⁴⁾, node ID 64

1) Traceable to international standards, administrated by NIST, PTB, BEV... The accuracy statement includes the uncertainty of the factory calibration with an enhancement factor k=2 (2-times standard deviation). The accuracy was calculated in accordance with EA-4/02 and with regard to GUM (Guide to the Expression of Uncertainty in Measurement).

For Modbus, the accuracy is defined at a 12 V DC supply, baud rate 9600, without termination resistor, a polling interval of ≥ 1 s and a flow velocity of > 0.2 m/s. For CANopen, the accuracy is defined at a flow velocity of > 0.2 m/s.

2) The IP65 rating applies when plugged into an appropriate M12x1 female connector.

3) Supported baud rates: 9600, 19200, 38400, 57600, 76800 and 115200.


For more details about communication setting see User Manual and Modbus Application Note at www.epluse.com/ee072

4) Supported baud rates: 125 kBit/s, 250 kBit/s, 500 kBit/s, 1 MBit/s.

For further information on the configuration see software instruction manual and the EDS file (Electronic Data Sheet).

Dimensions

Values in mm (inch)



1) L = filter length; refer to data sheet "Accessories"

Ordering Guide

		EE072	
Enclosure	Polycarbonate	HS1	HS1
	Stainless steel	HS2	HS2
Temperature accuracy	Standard	TT2	TT2
	High	TT1	
Filter	Membrane, polycarbonate body	F2	F2
	Metal grid, polycarbonate body	F3	F3
	Stainless steel sintered	F4	F4
	PTFE	F5	F5
	Stainless steel grid, stainless steel body	F9	F9
	Catalytic for H ₂ O ₂ sterilisation	F12	F12
Digital Interface	Modbus RTU	J3	
	CANopen		J8

Order Example

EE072-HS2TT1F4J3

Enclosure Stainless steel
 Temperature accuracy High
 Filter Stainless steel sintered
 Digital interface Modbus RTU

EE072-HS1TT2F3J8

Enclosure Polycarbonate
 Temperature accuracy Standard
 Filter Metal grid, polycarbonate body
 Digital interface CANopen

Accessories

(for further information, see data sheet "Accessories")

General

- E+E Product Configuration Software (Download: www.epluse.com/Configurator)
- Protection cap for the M12 cable socket
- Protection cap for the M12 plug of EE072
- Protection cap for 12 mm probe
- Stainless steel mounting flange
- Plastic mounting flange
- T-coupler M12 - M12
- Wall mounting clip
- Radiation shield for probes with Ø12mm
- Drip water protection

Modbus

- M12 cable connector for self assembly, 4 pole
- Modbus configuration adapter
- Connection cable M12 - flying leads
 - 1.5 m (59.06")
 - 5 m (196.85")
 - 10 m (393.70")

CAN

- M12 cable connector for self assembly, 5 pole
- CAN configuration adapter
- Connection cable CAN with 120 Ω termination, M12 / 1.5 m

EE-PCS
 HA010781
 HA010782
 HA010783
 HA010201
 HA010202
 HA030204
 HA010211
 HA010502
 HA010503

HA010707
 HA011018
 HA010819
 HA010820
 HA010821

HA010708
 HA011021
 HA010850